

Catalog
of
PARKER
LUCKY-CURVE
FOUNTAIN PENS

THE CATALOG
OF
PARKER
FOUNTAIN PENS



1918

THE PARKER PEN COMPANY

Factory and Main Offices
JANESVILLE, WISCONSIN, U. S. A.

Branches and Representatives:

New York, Singer Bldg.
Chicago, 36 W. Randolph St.
Copenhagen, Denmark
Cairo, Egypt
Manila, P. I.

San Francisco, Wells Fargo Bldg.
Spokane, 207 So. Cedar St.
Milan, Italy
Brisbane, Australia
Gibraltar, Spain

1918



Personal

During the past quarter century I have tried never to lose sight of the ideal that quality should be the prime consideration in manufacturing. It has never been my aim to see how many Parker Pens could be made and sold but it has been my aim to make the word "Parker" a hall-mark for fountain pens, synonymous with goodness. Each Parker Pen has been made on honor and built for service.

The employees of our offices and factories strive likewise for that ideal. We know that each pen we make and sell will be an important part of some good person's personal equipment. It will accompany that person everywhere and register his best thoughts and be ready to serve him at all times.

If, in placing quality foremost and making the Parker Pen the best we know how, we have pleased you and added a little more pleasure to your daily life, we shall be mutually happy.

Yours sincerely,

Geo. S. Parker

President
Parker Pen Company.

Foreword

THE history of writing takes us back to the Stone Age and covers the history of all mankind. It has been invaluable historically, as it is from crude markings on stone and clay—ideographs and hieroglyphics—that our knowledge of those early peoples and customs is derived.

The development of writing can be traced in six stages, covering centuries of time. The first was the Carving Stone Age, 4000 years before Christ, when records were tediously cut into blocks of stone with a mallet and chisel. The second was the age of the reed and papyrus—implements of writing used by the Egyptians about 2000 years before Christ. The third general change came 1200 years later—in the first century before Christ. This was the Roman Stylus, which was simply a sharp piece of bone or wood for writing on wax. About 1500 A. D., came the not-yet-forgotten goose-quill, and it was the writing instrument "par excellence" for about three and a half centuries. The fifth development was the steel pen. This came in the first half of the nineteenth century, first in England and shortly after in America. But it was nearly forty years before the steel pen attained success enough to supersede the well established quill. The Perry steel pen came in 1830, then the Gillot and the Esterbrook, which are very well known and perhaps the standard steel pens today.

The sixth development in evolution of writing came with the advent of the fountain pen. Along about the middle of the nineteenth century, inventors began to apply themselves seriously to the construction of fountain pens. All sorts of crude devices were made use of, and in comparison with the modern fountain pen of today they look exceedingly crude. The fountain pen industry has undergone much the same transformation in regard to practicability and refinement as has the manufacture of automobiles.

In the early nineties of the past century, Mr. Geo. S. Parker invented, patented, and trade-marked what has proven to be the most practical, and most simple, and probably the best working pen yet produced. It was given the name of Parker "Lucky Curve" because of the peculiar curve of the feed bar

containing the ink channel. This "Lucky Curve" has done away with one of the chief annoyances of fountain pens—that of the ink leaking out and collecting on the finger grip when the pen is not in use.

In the Parker Pen the feed bar is curved so that it touches the inner wall of the ink reservoir. By means of this contact, all ink is drained out of the ink-channel, by capillary attraction, back into the ink reservoir, leaving a free passageway for the expanding air to escape. The air expands due to the heat

from the body and must escape thru the ink channel. Obviously if the channel contains ink, this ink must be forced out, and it oozes out around the finger grip. This is the cause of so many inky fingers. And thus it can be seen that the Parker Lucky Curve made a really practical stride forward in scientifically overcoming the chiefest of all fountain pen evils.

In the thirty years that Parker Pens have been manufactured, various other refinements have been made. The Parker self-filling mechanism, elsewhere described, has certain features which are sure to appeal to every one who is familiar with the rights and wrongs of

fountain pen construction. In the barrel of the Parker Pen, for example, there are no slots or cuts, no levers or projections of any kind. The barrel is ink tight—safety sealed—a feature which no other self-filling pen has. The lever which squeezes the rubber ink sac comes out at the top of the barrel in the form of a button, covered by an ink-tight safety cap. To fill the pen, simply immerse the point in ink, press the button and release it, retain the pen in the ink for two or three seconds, and it is filled.

The progress of The Parker Pen Company is an index to the progress of the fountain pen industry. Thirty years ago the normal output was less than a hundred pens a day; nowadays



five to eight thousand pens daily is not unusual. The policies and the business methods of The Parker Pen Company are the accumulation of many years of manufacturing and selling experience. The growth of the company has been steady and wholesome, rather like an oak than a mushroom.

It is believed, therefore, that the Parker Pen is built to render the utmost in fountain pen service; and that The Parker Pen Company is organized and equipped to render to its dealers and to its direct trade the utmost in business service and cooperation.



PARKER

*Safety-Sealed
Self-filling
Types.*

No. 20 L—\$2.50. Plain holder, long or short barrel. Clip 25c extra.

No. 20½ L—\$2.50. This is the same as No. 20, but with fancy chased holder.

No. 23 L—\$3.00. Plain holder, long or short barrel.

These pens can be furnished with Bakelite transparent barrels (non self-filling) at \$1.00 extra.

*You furnish the thoughts
and your Parker will
register 'em.*



No. 20 L

No. 20½ L

No. 23 L

PARKER

*Safety-Sealed
Self-filling
Types*



No. 23 1/2 L No. 20 1/2 L No. 23 3/4 L

No. 23 1/2 L—\$3.00.
Fancy chased holder,
long or short barrel. Clip
as shown 25c extra.

No. 20 1/2 L—\$3.00.
Same as No. 20 1/2 on
preceding page, but fitted
with screw ring in cap.

No. 23 3/4 L—\$3.50.
Ring in cap for chain
attachment.

These pens can be fur-
nished with Bakelite
transparent barrels (non
self-filling) at \$1.00 ex-
tra.

*The best advertisement
is a pleased customer—
which is one reason we
make good pens.*

PARKER

*Safety-Sealed
Self-filling
Types*

No. 24 L—\$4.00. Plain holder. Long or short barrel.

No. 24½ L—\$4.00. Chased holder. Long or short barrel. Clip 25c extra.

No. 25 L—\$5.00. Large plain holder with No. 5 pen. Long or short barrel. Clip 25c extra.

These pens can be furnished with Bakelite transparent barrels (non self-filling) for \$1.00 extra.

Some makes of fountain pens last a long time because nobody will use them.



No. 24 L

No. 24½ L

No. 25 L

PARKER

*Safety-Sealed
Self-filling
Types*



No. 51 L

No. 32 1/2 L

No. 26 L

No. 51 L—\$4.50. Plain rich black holder. Neat gold mounting in centre with space for engraving.

No. 23 1/2 L—\$4.00. Fancy chased barrel with two gold bands.

No. 26 L—\$6.00. Large plain holder with No. 6 gold pen. Long or short barrel. Transparent barrel \$1.00 extra.

The man who "takes a chance" seldom gets any thing else—buy a Parker and be sure.

PARKER

*Safety-Sealed
Self-filling
Types*

No. 25½ L—\$5.00.
Fancy chased holder
with No. 5 gold pen.
Medium or full length.


No. 25 L—\$5.50. Plain
holder, cap fitted with
ring for chain.

No. 28½ L—\$8.00.
Large fancy chased hold-
er which gives a "feel"
not afforded in smaller
sizes.

These pens can be
furnished with Bakelite
transparent barrel (non
self-filling) at \$1.00 ex-
tra.

*"The king is the man
who can"—Carlisle.*

*The pen that can is the
Parker.*



No. 25½ L

No. 25 L

No. 28½ L

PARKER

*Safety-Sealed
Self-filling
Types*



N 66 L

No. 65 L

No. 65 1/2 L

No. 66 L—\$4.50. A beautiful rich black barrel with gold tip on cap and ring for chain.

No. 65 L—\$4.00. Long plain black holder with wide dull gold band.

No. 65 1/2 L—\$ 4.00. Same as No. 65 except with a chased holder.

Your impressions are toneless until they become expressions. Register them with a Parker.

PARKER

*Safety-Sealed
Self-filling
Types*

No. 72½ L—\$4.00.

A very good-looking pen set off by wide plain dull gold filled band on the cap.

No. 73½ L—\$5.50.

This pen is similar to the one described above. It has a wide gold-filled band on both the cap and the barrel.

No. 74½ L—\$4.50. All the pens on this page are new models this year and No. 74½ L is one of the most popular.

No. 75½ L—\$4.50. This pen (not illustrated) is similar to 74½ L except that the gold band is placed on the cap instead of on the barrel.

*Obedient, faithful, silent,
repeating no secrets,
never-intruding — Parker
Pen.*



No. 72½ L No. 73½ L No. 74½ L

PARKER

Safety-Sealed Self-filling Types



f No. 20 S

No. 20 S

No. 14 S

No. 20 S—\$3.00. Plain black, short length barrel. Cap equipped with ring for chain.

No. 20 S—\$3.50. Same as pen described above, but with a gold band on cap.

No. 14 S—\$7.00. Short length pen with silver mounting.

No. 16 S—\$8.00. Same as No. 14 with gold filled mounting instead of silver.

It's a leaky feed-bar that has no turning.


PARKER

Safety-Sealed Self-Filling Types

No. 48 S—\$10.00. Plain finish 18-K gold filled. A pen sure to please any one.

No. 49 S—\$12.00. 18-K gold filled. Line effect with scroll work on top and bottom of cap and barrel. Place for name.

No. 32 S—\$8.00. Sterling silver. A very beautiful and pleasing pen. Place for name or monogram.



No. 48 S

No. 49 S

No. 32 S

Many of your biggest ideas have been jostled out of your memory because you didn't have a Parker to set them down.

PARKER

Safety-Sealed Self-filling Types



No. 51 S



No. 65 1/2 S



No. 66 S

No. 51 S—\$4.50. Plain black holder with an attractive gold band on barrel. Medium or full length.

No. 65 1/2 S—\$4.00. Plain medium length, black holder with wide dull gold band.

No. 66 S—\$4.50. Cap is equipped with a gold tip and ring for chain attachment.


The times may be good, but you and I and Parker Pens are here to make them better.

PARKER
TRADE MARK

Jack-Knife Safety Types

No. 70 S—\$15.00. The first illustration shows this pen with the cap on; the second cut shows pen with cap removed and the holder pulled back to give a good length to the holder. This makes an excellent pen for a gentleman's watch chain or a lady's hand bag.

No. 71 S—\$6.00. This is a Baby length, gold mounted pen with a transparent barrel. One of the most attractive and useful little pens we make. We recently furnished a large quantity of these to be given away as remembrances at a fashionable wedding.



Many small ideas come out of swelled heads—at the same time many big ideas come from small Parkers.

PARHER
TRADE MARK

Safety-Sealed Self-filling Types

No. 72½ S—\$4.00. A very handsome pen with a wide gold filled band on cap.



No. 72½ S



No. 73½ S



No. 74½ S

No. 73½ S—\$5.50. This pen has a very distinctive appearance, being set off by two wide gold filled bands.

No. 74½ S—\$4.50. This pen has a wide gold-filled band on the barrel, and is unusually attractive.

The combination of beauty, usefulness and performance is rarely met, but here is a chance to see it.

PARKER
TRADE MARK

*Safety-Sealed
Self-filling
Types*

No. 75½ S—\$4.50. This is a very attractive short length pen with a wide dull gold-filled band on the cap.

No. 76 S—\$3.50. Another very pleasing style of short length pen. The screw ring on the cap costs 75c extra.

No. 76 L—\$3.50. This is the same as 76 S in full length. There is a space on the gold band for a monogram.

These styles can be supplied with Bakelite transparent barrels (non self-filling) for \$1.00 extra.

Divide the cost by the number of years of service and see how cheap a fountain pen really is.



No. 75½ S



No. 76 S



No. 76 L

PARKER

Safety-Sealed Self-filling Types



No. 95 S

No. 96 S

No. 98 S

No. 95 S—\$10.00. Plain sterling silver. A very beautiful and distinctive pen.

No. 96 S—\$14.00. Sterling silver with finely engraved design.

No. 98 S—\$12.00. Plain gold filled holder. A rich attractive pen.

No. 99 S—\$15.00. Gold filled with same design as on No. 96.

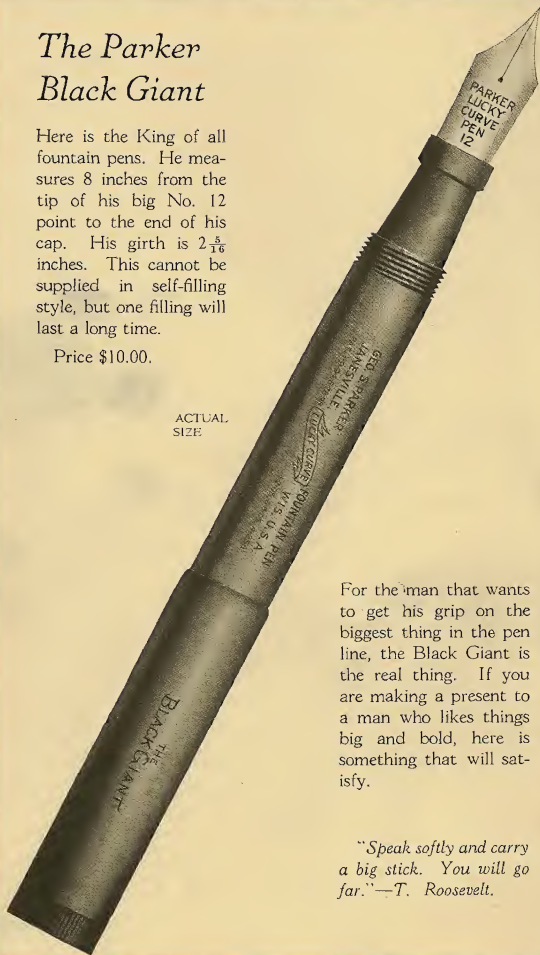
When a man says, "I don't like the Parker" he usually means, "I don't know the Parker."

The Parker Black Giant

Here is the King of all fountain pens. He measures 8 inches from the tip of his big No. 12 point to the end of his cap. His girth is $2\frac{5}{16}$ inches. This cannot be supplied in self-filling style, but one filling will last a long time.


Price \$10.00.

ACTUAL
SIZE



For the man that wants to get his grip on the biggest thing in the pen line, the Black Giant is the real thing. If you are making a present to a man who likes things big and bold, here is something that will satisfy.

"Speak softly and carry a big stick. You will go far."—T. Roosevelt.



The Parker Transparent Pen

The advantage in having a fountain pen with a transparent barrel is chiefly that one can always see how much ink the pen contains, and that consequently there is no danger of being unexpectedly without ink.

The barrel is made of Bakelite which is a chemical composition resembling pure amber in many respects. It is not inflammable like celluloid; it is not brittle like glass; and it has no odor. It is exceedingly tough like hard rubber, and is not easily shattered. Bakelite is manufactured for many purposes—pipe stems, cigar holders, billiard balls, electrical insulators, etc.

Soon after its invention The Parker Pen Company secured the sole rights to use it for the manufacture of fountain pen barrels. The public acceptance of this novelty is evidenced by the fact that there are at present several hundred thousand of them in daily use.

Practically every unmounted style of Parker Pen can be furnished with Bakelite barrel. Please remember that ink cannot be seen in a Bakelite self-filling pen on account of the ink sac, therefore, Bakelite barrels are non self-filling unless otherwise specified. The price of the transparent barrel is \$1.00 in addition to the price of the ordinary pen.

PARKER

Regular Self-filling Types

No. 18 L—\$2.00. Plain or chased barrel. This style cannot be furnished as self-filler.

No. 20 L—\$2.50. Plain or chased barrel, full length holder. Number 2 point.

No. 23 L—\$3.00. Full length, plain or chased holder, equipped with Number 3 point.


These pens can be furnished with Bakelite transparent barrel (non self-filling) for \$1.00 extra.

A Parker in time saves the price of about nine "just as good" fountain pens.



PARKER

*Regular
Self-filling
Types*



No. 25 1/2 L

No. 26 L

No. 28 1/2 L

No. 25 1/2 L—\$5.00. A goodly sized pen much in demand. No. 5 point. Plain or chased barrel.

No. 26 L—\$6.00. Holds a very liberal supply of ink and is a favorite with men. No. 6 point. Chased barrel if desired.

No. 28 1/2 L—\$8.00. Made in response to a demand for a very large pen. Equipped with a No. 8 point.

These pens can be furnished with Bakelite transparent barrel (non self-filling) for \$1.00 extra.

One of the worst bumps in life is when we fall for a poor fountain pen—buy a Parker.

PARKER

*Regular
Self-filling
Types*

No. 6 L—\$3.00. A very handsome pen with old fashioned taper cap. Two gold bands on barrel. Not a self-filler.

No. 9 L—\$4.00. Somewhat similar to No. 6, but with a straight cap and larger point. Not a self-filler.

No. 21½ L—\$3.50. A very popular number, furnished with plain or chased barrel, two gold filled bands.

*If you're a live wire
you won't get stepped on
—neither will you go
long without a Parker Pen.*



No. 6 L



No. 9 L



No. 21½ L



No. 33 L

No. 42 1/2 L

No. 50 L

PARKER

Regular Self-filling Types

No. 33 L—\$6.50. Gold filled mountings. Place for name or monogram.

No. 34 L—\$5.50. Same as No. 33 with Sterling Silver mountings.

No. 42 1/2 L—\$5.50. This pen is simple and elegant. Blank space for name or monogram on band.

No. 50 L—\$5.00. Barrel is perfectly plain, cap is crowned with white surrounded by white gold-filled band. Can be furnished with chased barrel.

People who never make mistakes never make anything. Lots of people bought some other kind of fountain pen first.

PARKER

*Regular
Self-filling
Types*

No. 48 L—\$8.00. Plain 18-K gold filled. A plain rich pen that would please anyone with its rich simplicity.

No. 58 L—\$12.00. In the gold filled ornamentation of this pen is embodied the "AWANYU" Aztec Indian design. This is a good luck symbol and it makes a very good looking pen.

No. 61 L—\$12.00. The barrel, cap and nozzle is entirely covered with 18-K gold. There is something about the plainness of this pen that makes it very pleasing to the eye.

Time is your portion of eternity. If you waste some of it on poor fountain pens you are robbing yourself.



No. 48 L

No. 58 L

No. 61 L

The Parker Trench Pen

This pen was designed primarily for the use of men in military service where liquid ink was at times difficult or impossible to obtain. The little receptacle at the end of the barrel contains enough ink tablets for the pen to make nearly a half pint of ink.

The advantage of having such a pen on a camping trip, or on ship-board, or on a train journey, or under innumerable other circumstances, where liquid ink is not easily obtainable, can be readily appreciated.

Unscrew the nozzle from the barrel, drop two of the tablets into the barrel and fill with water. The tablets immediately dissolve into an excellent writing fluid and the pen is ready to use. For further fillings one tablet will suffice as there is sufficient coloring matter left in the barrel from previous fillings. The tablets cost 10c for a box of thirty-six.

The Trench Pens cost:

No. 20—\$3.00

No. 23—\$5.00

No. 24—\$5.00

No. 25—\$6.00

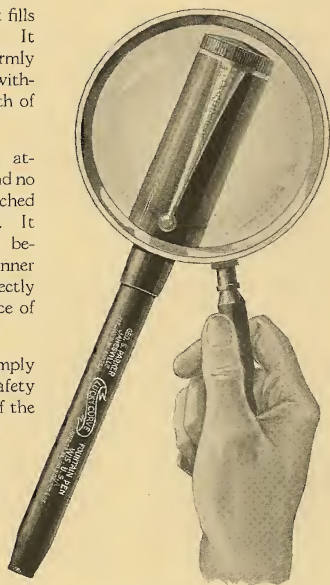


The Parker Clip

This is a clip that fills a long felt want. It grips the pocket firmly yet comes off easily without injuring the cloth of the pocket.

This clip is not attached with rivets and no cuts or holes are punched or cut into the cap. It fits like a washer between the outer and inner caps and is perfectly flush with the surface of the cap on all sides.

To attach it, simply unscrew the little safety cap, put the collar of the clip around the screw head, and screw the top down. It fits like a washer and positively cannot be lost.



Prices:

German silver nickel	\$.25
Gold Plated75
Solid gold—green	5.00

This clip can be used only on Parker safety sealed pens. In ordering clip separately, it is necessary to give catalog number of pen as clips are made in different sizes to fit every size pen exactly.

The Care of a Parker Pen

The service rendered by any fountain pen is in direct proportion to the treatment accorded it. A Parker Pen need not be treated well, but it should not be mistreated.

Do not attempt to disassemble the pen. Many of the repair jobs coming to us are the result of curiosity—the same species which prompts small boys to disassemble alarm clocks. If anything is at fault, return it to us—there is no charge for any work caused by defective construction.

In filling the self filling type, the gold pen should be totally submerged in the ink and left there for two or three seconds after the button has been pressed and released. This gives the rubber sac time to fill up completely.

The gold pen should not be tampered with. It is securely fixed into the nozzle and is liable to injury if tools or undue pressure are applied to it. If the flow of ink is not suitable to your hand, we will make it so.

The use of inferior inks and the collection of dust and dirt in the pen point make an occasional cleansing advisable. To clean the self-filling type, place pen point in tepid water and press the button several times, forcing the water thru the feed section. Non self-filling types should be cleaned by allowing the pen section and barrel to stand in cold water over night.

The interior of the cap can easily be cleaned with a match covered with a little cotton or thin cloth.


It is very important to insure the good working of any fountain pen to keep the gold pen point covered at all times when the pen is not being used. When the cap is not replaced on the pen the volatile ingredients in the ink will evaporate and leave encrusted on the gold pen and the feed a sediment or "mud" which will seriously interfere with the smooth flowing of the ink.

The Mechanism

In any fountain pen, ink is conducted from the ink reservoir down to the pen point. In the Parker Pen the channel through which the ink flows is somewhat differently constructed than in other fountain pens. A main channel is first cut length-wise on the feed section, then two small capillary channels are cut. The ink flows through the two capillary channels and a corresponding amount of air comes back through the main channel. This is to insure a perfect fluency in feeding.

The operation of the Lucky Curve has been described elsewhere. Its function is to drain the ink from the feed channel back into the reservoir when the pen is not in use. Its action is positive and is based on a natural law—capillary attraction—the same law that makes a lamp wick take up oil or a blotter ink.

A big feature in the Parker Pen, and only in the Parker Pen, is the safety-sealed self-filling mechanism. The illustrations herewith show how the rubber ink sac is compressed by pressing the button at the end of the barrel. Note that this presser button is hermetically sealed by a blind cap. There are no cuts or openings at any place on the barrel and, consequently there is no possibility for any escape of ink whatsoever.



The Mechanism (Cont'd.)

In any self-filling fountain pen there are two possible exits for ink. One is through the nozzle; the other is through the opening in the barrel for the self-filling lever.

The accompanying illustration shows how the Parker Pen is safety-sealed at both openings. The lever opening at the end of the barrel is sealed tight by a blind cap; the nozzle opening is sealed tight by an inner cap fitting over the gold pen hard against the shoulder of the nozzle. This closure not only prevents ink from escaping, but keeps the gold point moist and ready to write at all times.

In any other self-filling fountain pen, the only barrier between you and the ink in the pen is the wall of a thin soft rubber sac. Hard rubber naturally will outlast soft rubber. When the soft rubber sac of an ordinary pen breaks the ink will of course come out thru the hole in the wall, staining the clothes of the owner. If the sac in the Parker gives way, the ink still cannot possibly get out, due to the safety sealed feature. The rubber sac can be detached and the pen filled with a dropper, without interruption of service. A new sac can be attached in two minutes at any Parker Service Station.

The joint between the nozzle and the inner cap when the latter is screwed onto the pen is absolutely true and both ink-tight and air-tight. If the cap is screwed up tightly it is mechanically impossible for any ink to get out. This is made as a bevel joint instead of flat because we have learned that the two beveled surfaces will come together into a perfect joint whereas this is not always the case with two flat surfaces.



Styles of Holders


Parker Pen holders, or barrels, vary in length, girth, finish and ornamentation. Most numbers can be obtained in long, medium or short lengths. The girth of the pens ranges from the small No. 20 to the huge Black Giant size. The finish of the barrel can be either plain or machine chased. A large choice of mounted pens is offered—ranging in price from \$3.00 to \$250.—many of which are illustrated in this book.

The No. 20½ L shows a regular slip cap pen, chased barrel, full length.

The No. 51 L shows a Jack-Knife Safety style, full length, plain barrel with signet band.

The No. 48 S shows a Jack-Knife Safety type, short length, gold mounted, with ring attachment.

The letters "L" or "S" after the pen number indicate a Long or Short length barrel. The fraction "½" after the pen number signifies that the barrel is machine chased, not plain rubber.



No. 20½ L




No. 51



No. 48 S

Gold Pens

The gold pens used in Parker Pens are of 14-Karat gold. The points are tipped with pure selected iridium to give maximum hardness to the writing point. This metal comes from the Ural mountains in Russia and is of considerable value—its market price in normal times varying from \$60.00 to \$100.00 an ounce.



Above are given illustrations of Parker pen points in varying sizes. All sizes can be obtained with any of the following points:

fine	manifold
medium	oblique
coarse	stenographer
half-stub	bookkeeper
stub	ball point

Likewise, any degree of flexibility can be had with any of the above sizes and point styles.

When ordering, it is necessary, therefore, to specify the type of point and the degree of stiffness or flexibility desired. Otherwise, a pen of medium flexibility and medium point will be sent.

If the owner or purchaser of a Parker fountain pen is not exactly suited with the type of point in the pen, we will gladly substitute another. There will be no charge, of course, for this service if the pen point to be exchanged is in good condition and has not been damaged. If the point is in an injured condition, charge will be made in accordance with the prices given on page 35 of this book.

Repairs

The best way to avoid injury to your fountain pen is to read the direction sheet carefully and abide by it. If you should take your pen apart and then try to reassemble it without being familiar with the process, the chances are something will be wrong. Parker Pens are in perfect adjustment when they leave this factory, and our best advice is not to attempt to disassemble the pen to "see what makes the wheels go 'round."

Accidents are in many cases, of course, unavoidable. Our repair department is maintained for the convenience of our trade, and all work is executed by skilled pen artisans.

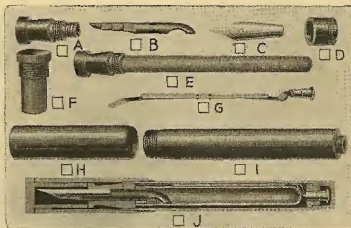
In sending in repair work, send in the whole fountain pen so that any new parts required can be fitted.

Mark each package plainly with your name and address so that we can identify it.

Write us what the trouble is, and state what is to be done.

We are not responsible for packages sent by mail, either going or coming, unless instructed to insure or register. Send 6c for insured or 13c for registered and return postage—this in addition to price of new parts wanted. Cash must accompany all orders for repairs.

Below is given a cut showing the various parts of a Parker Pen, and on the page following is a table of prices of the parts.



Price List of Repairs

A—SECTIONS:

No. 1.....	\$.30
No. 20-24.....	.40
No. 25.....	.45
No. 26.....	.50
No. 28.....	.80
Giant.....	1.00

B—FEEDS:

No. 1-23.....	\$.30
No. 24.....	.40
No. 25.....	.45
No. 26.....	.50
No. 28.....	.80
Giant.....	1.00

C—GOLD PEN PRICES:

No. 1.....	\$.75
(cr. old pen).....	.15
No. 2.....	1.25
(cr. old pen).....	.25
No. 3.....	1.50
(cr. old pen).....	.35
No. 4.....	2.00
(cr. old pen).....	.50
No. 5.....	2.50
(cr. old pen).....	.75
No. 6.....	3.00
(cr. old pen).....	1.00
No. 8.....	3.50
(cr. old pen).....	1.25
No. 12.....	5.00
(cr. old pen).....	1.50
Straighten or repoint gold pens	
\$.50

D—BLIND CAPS:

No. 20-23.....	\$.15
No. 24.....	.20
No. 25.....	.25

PARKER CLIP.....\$.25

E—SACS:

No. 20-24.....	\$.15
No. 25-28.....	.20

F—INNER CAPS:

No. 20-23.....	.25
No. 24.....	.35
No. 25.....	.45
No. 26.....	.50
No. 28.....	.60

G—PRESSURE BAR:

Pressure Bar.....	.30
-------------------	-----

H—SCREW CAPS: ✓

Outer Caps:

No. 20-23.....	.30
No. 24.....	.40
No. 25.....	.45
No. 26.....	.50
No. 28.....	.60

I—BARRELS:

No. 1-18.....	\$.50
No. 20-23.....	.60
No. 24.....	.80
No. 25.....	1.00
No. 26.....	1.25
No. 28.....	1.50
Giant.....	2.00

Gold and Silver mounted barrels at special prices.

We allow credit for old gold pens if returned, as follows:

BAKELITE BARRELS:

No. 20-23.....	\$1.00
No. 24.....	1.25
No. 25.....	1.50
No. 26.....	2.00
No. 28.....	2.25

SLIP CAPS:

No. 1-23.....	\$.25
No. 24.....	.35
No. 25.....	.45
No. 26.....	.50
No. 28.....	.60
Giant.....	1.00

Parker Ink and Ink Tablets

Any fountain pen will give better service if only good ink is used. The majority of public ink wells contain sediment and foreign matter which should be kept out of a fountain pen.

Parker Ink is made especially for fountain pens. In it there is no sediment, grit or "mud" to clog up feed channels. It costs no more than ordinary ink and we believe that you will get more service and satisfaction from your fountain pen thru its use. Parker Ink can be furnished in any quantity in the following colors: blue-black, blue, violet, green or red.



Prices: Writing Fluid

No. 10 2-oz. bottle.....	\$.20
No. 15 3-oz. bottle.....	.30
No. 20 4-oz. bottle.....	.40
No. 094A Traveler's wood case, filler, 1-oz.35
No. 01 1-quart.....	1.50
No. 02 1-pint.....	.90

Ink Tablets

Parker Ink Tablets satisfy the need for a solidified ink. They will not freeze and are easily carried. Simply put one or two of the tablets in the pen barrel and fill with water. The tablets dissolve immediately and make a fine writing fluid. The retail price of the ink tablets is 10c for a box of 36.

Engraving

Your name or monogram engraved on your fountain pen gives it an appearance of individuality and makes it your personal pen. The facilities of our engraving department enable us to provide our trade with attractive and well executed work.

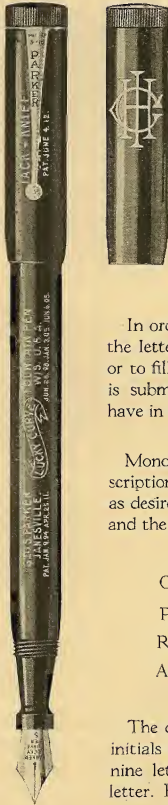
In sending in orders for engraving, kindly take especial pains to indicate accurately and legibly what is to be engraved. Rather costly errors can be avoided by attention to this detail.

In ordering monograms, please specify whether the letters are to be side by side, superimposed, or to fill a square or a circle. If a rough lay-out is submitted showing approximately what you have in mind we will endeavor to follow it.

Monograms, initials, full names or other inscriptions can be engraved on the barrel or cap, as desired. This applies to both the plain rubber and the gold and silver mounted pens.

Old English	John A. Brown
Plate Script	<i>John A. Brown</i>
Roman	JOHN A. BROWN
Antique Shaded	S. C. B.

The charge for engraving monograms or block initials is 50c. Names or inscriptions are 25c for nine letters or less, and 3c for each additional letter. Engraving charges are payable in advance.



The Parker Guarantee



PARKER LUCKY CURVE FOUNTAIN PEN

This is to certify that

Town _____ Street _____ State _____
has this day purchased a Parker "Lucky Curve" Fountain Pen of the undersigned duly authorized agent for the Parker Pen Co., Janesville Wis. and is thereby made a member of the

LUCKY CURVE CLUB.

The pen is Catalogue No. _____ AND FULL RETAIL PRICE WAS PAID FOR SAID PEN THEREFORE, these conditions being complied with this Certificate entitles the owner whose name appears above, on return of the pen and the Certificate to the Company properly dated, filled in and signed by the authorized dealer for The Parker Pen Co., to have the fountain pen put in good repair if broken or unsatisfactory in any way, free of charge for a period of one year, except as noted below. This one year warrant does not apply to the gold pen, but to barrel cap, feeder, nozzle or section. When pen is returned it must be accompanied by this Policy and 2ct stamp for return postage for ordinary mail at owners risk or by *Ex.* and it will be returned by registered mail at our risk.

Countersigned by dealer _____

City _____ State _____ Date _____ for The Parker Pen Co.,
JANESVILLE WIS. U.S.A.

NOT VALID UNLESS ALL CONDITIONS ARE COMPLIED WITH


PLEASE READ
REGULAR LIST CHARGES WILL BE MADE
FOR REPAIRING THIS FOUNTAIN PEN UNLESS
ACCOMPANIED BY THIS POLICY FOR RECORD.

This accident policy goes with every Parker Pen; it is a strong guarantee of fountain pen satisfaction. So far as we know, no other fountain pen manufacturers issue an accident policy with their product. We have faith enough in Parker Pens, in their design and in their construction, to issue a bona fide guarantee with each one.

Every Parker Pen must be right and must give absolute satisfaction. Each pen that we produce is painstakingly inspected and tested by experienced inspectors before leaving the factory, but, as consumers' satisfaction is one of our chief assets, we issue this accident Policy just as an added precaution.

"People who pin their faith to promises usually get stuck—we don't promise, we guarantee."

The Parker Pen Factory



This is where Parker Pens are made. We do not believe it is an exaggeration to say that it is the finest and best equipped fountain pen factory in the world. We take pride in saying that Parker Pens come from a good home and you can be assured that they will not become orphans on your hands.

We take this opportunity to extend to anyone an invitation to visit our factory. Anyone who would be interested in seeing and learning how fountain pens are manufactured is welcome.

Parker Pen dealers, especially, would find it profitable as well as interesting, to acquaint themselves with the processes in the manufacture of Parker Pens.